






Group Report
for **Kent Housing Group**

Nov 22, 2017 - Jan 12, 2018

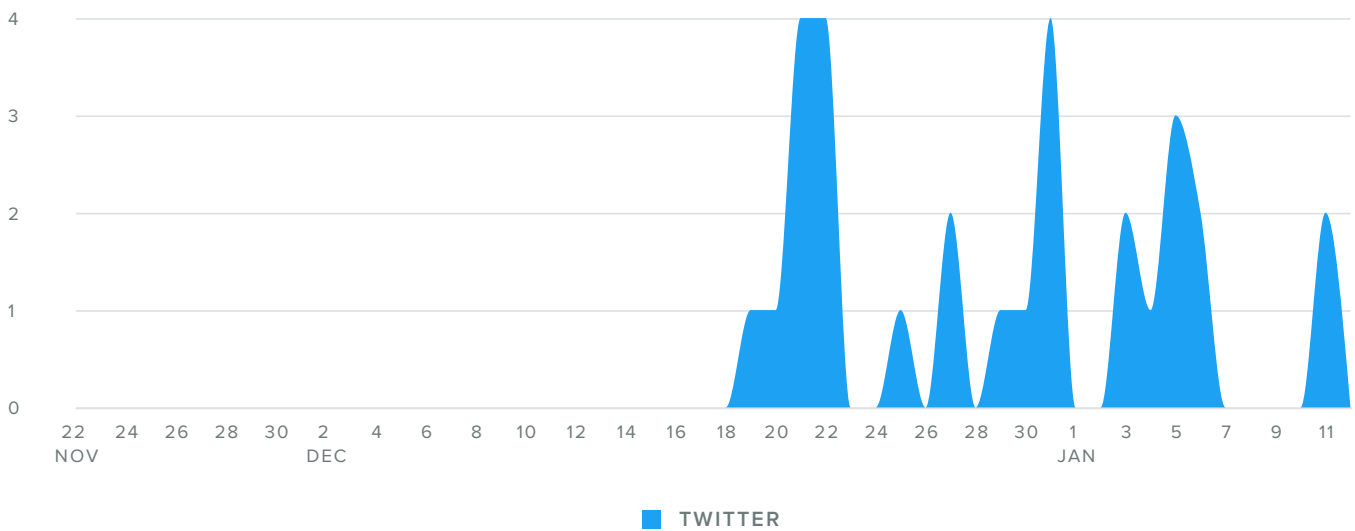
Understand growth and health of your social profiles

Group Activity Overview

 <p>12,628 Impressions</p>	 <p>373 Engagements</p>	 <p>97 Link Clicks</p>
--	---	--

Group Audience Growth

AUDIENCE GROWTH, BY DAY



Audience Growth Metrics	Totals	Change
Total Fans	463	▲ 100.0%
New Twitter Followers	26	▲ 100.0%
Total Fans Gained	26	▲ 100.0%

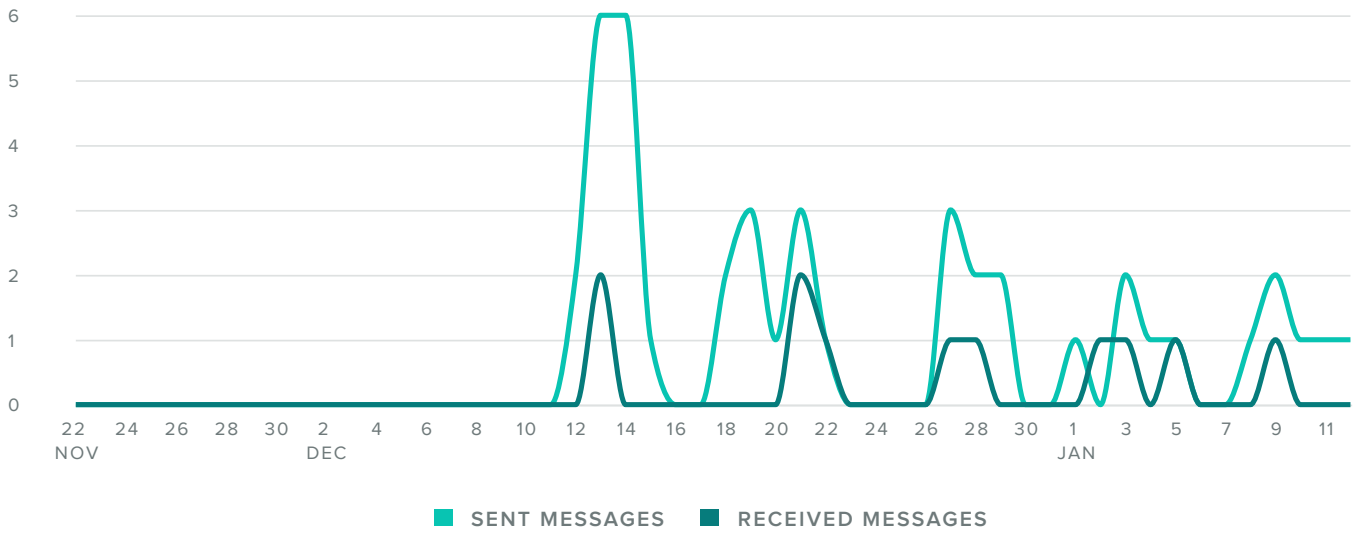
Total followers increased by

▲ 100.0%

since previous date range

Group Message Volumes

MESSAGES PER DAY



Sent Messages Metrics	Totals	Change
Twitter Tweets and DMs Sent	43	▲ 138.9%
Total Messages Sent	43	▲ 138.9%

Message volume increased by

▲ **138.9%**

since previous date range

Received Messages Metrics	Totals	Change
Twitter Messages Received	11	▲ 37.5%
Total Messages Received	11	▲ 37.5%

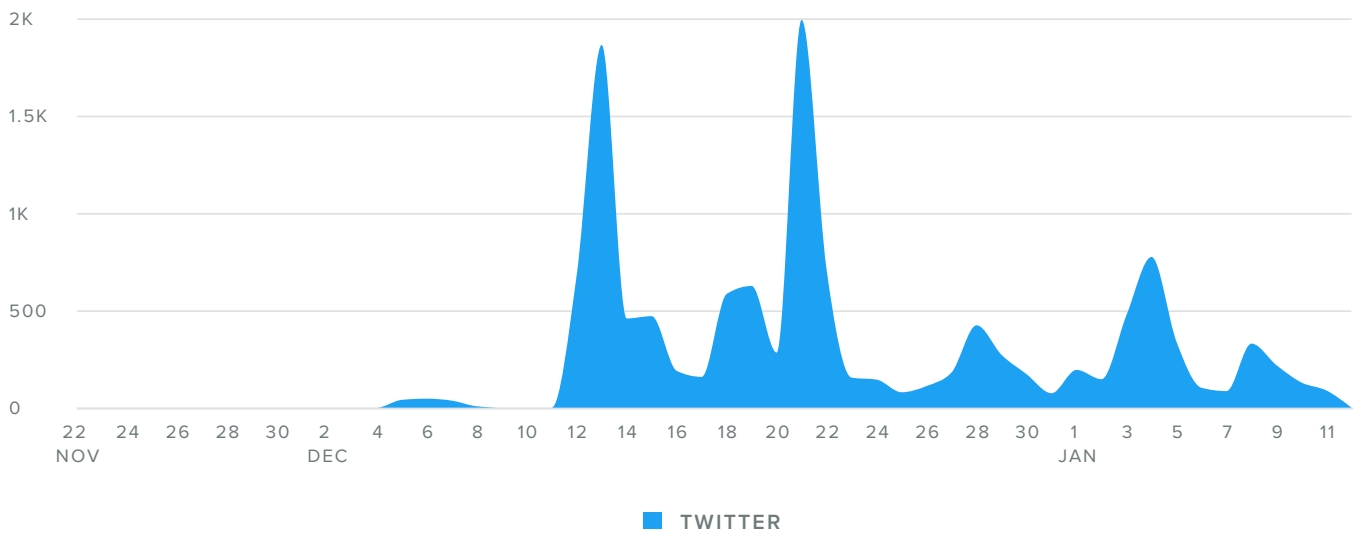
Message volume increased by

▲ **37.5%**

since previous date range

Group Impressions

IMPRESSIONS PER DAY



Impressions Metrics	Totals	Change
Twitter Impressions	12,628	▲ 100.0%
Total Impressions	12,628	▲ 100.0%

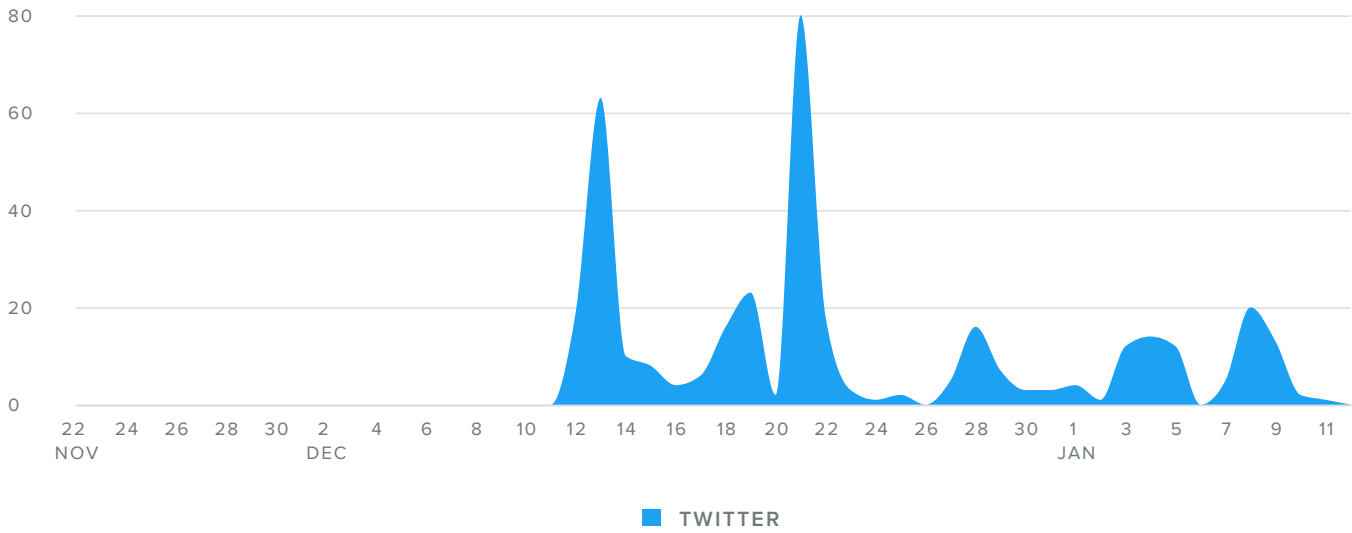
Total Impressions increased by

▲ **100.0%**

since previous date range

Group Engagement

ENGAGEMENTS PER DAY




Engagement Metrics	Totals	Change
Twitter Engagements	373	▲ 100.0%
Total Engagements	373	▲ 100.0%

The number of engagements increased by

▲ **100.0%**

since previous date range

Group Stats by Profile/Page

Profile/Page	Total Fans / Followers	Fan / Follower Increase	Messages Sent	Impressions	Impressions per Post	Engagements	Engagements per Post	Link Clicks
 Kent Housing Gr... @KentHsgGroup	463	100.00%	43	12,628	294	373	8.7	97

