



Kent Housing Group Completions

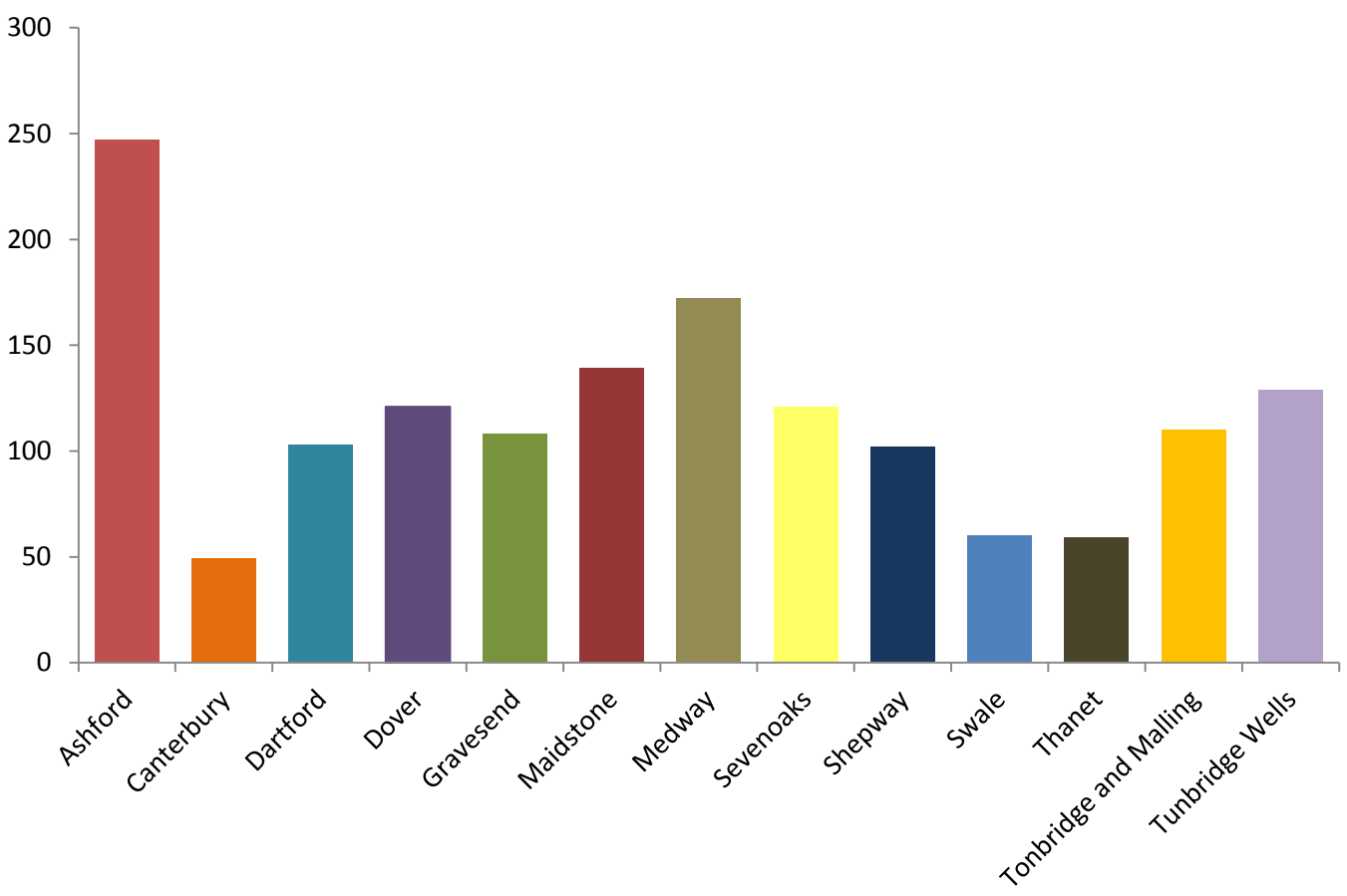
2015/16





Affordable Housing Completions By Area

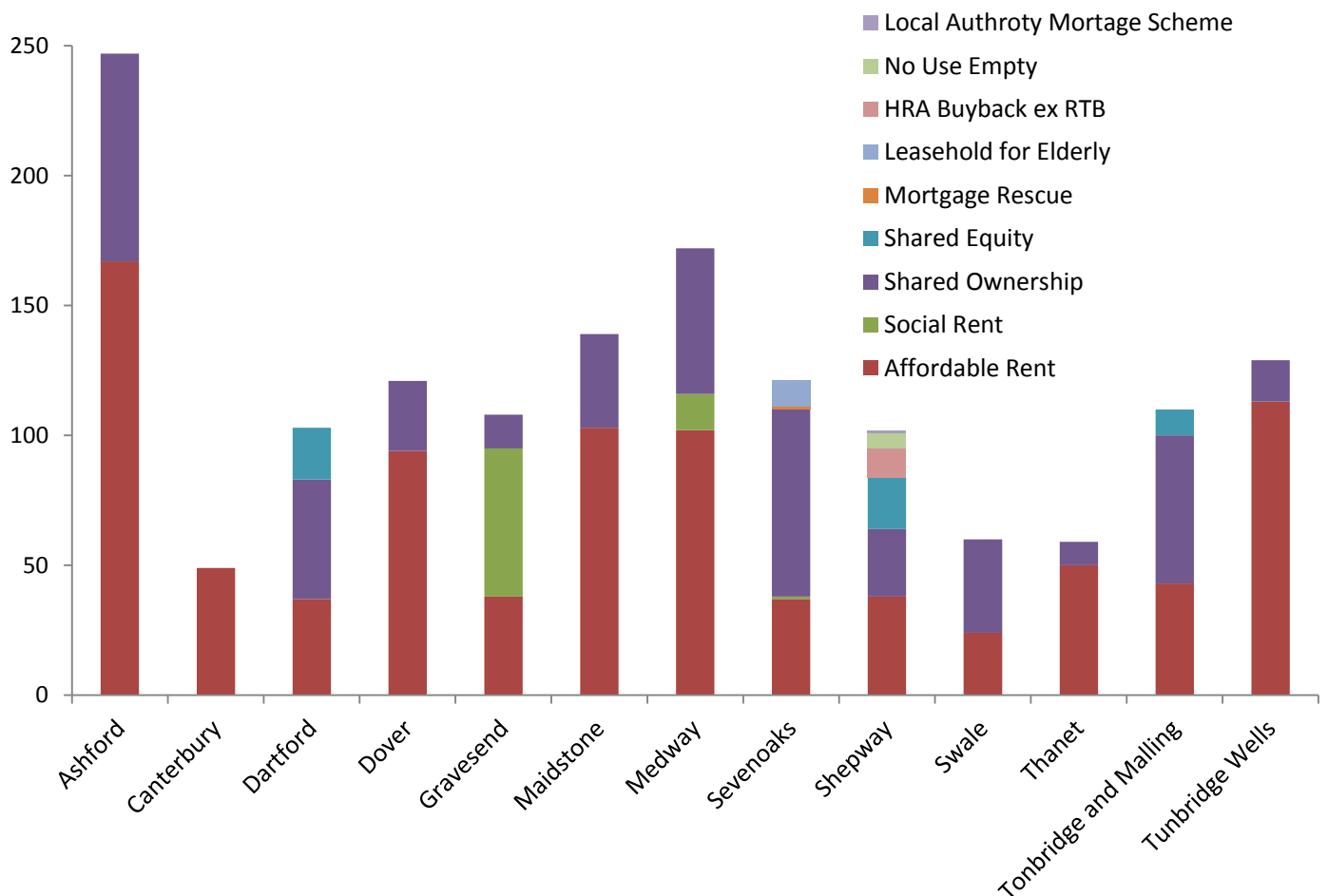
Area	Total
Ashford	247
Canterbury	49
Dartford	103
Dover	121
Gravesend	108
Maidstone	139
Medway	172
Sevenoaks	121
Shepway	102
Swale	60
Thanet	59
Tonbridge and Malling	110
Tunbridge Wells	129





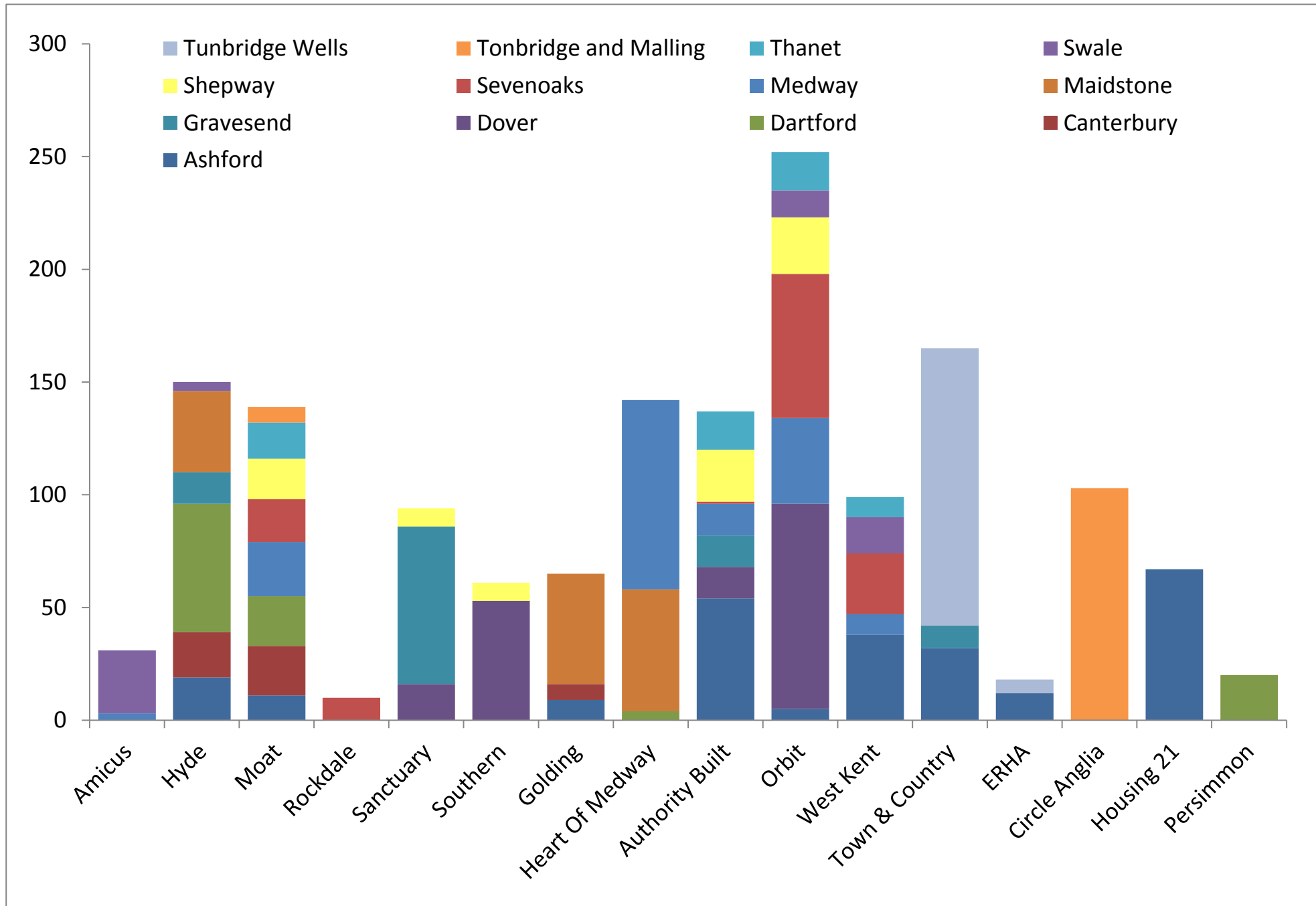
Affordable Housing Completions By Tenure

Area	Total	AR	SR	SO	Shared Equity	Mortgage Rescue	Leasehold for Elderly	HRA Buyback ex RTB	No Use Empty	Local Authority Mortgage Scheme
Ashford	247	167	0	80	0	0	0	0	0	0
Canterbury	49	49	0	0	0	0	0	0	0	0
Dartford	103	37	0	46	20	0	0	0	0	0
Dover	121	94	0	27	0	0	0	0	0	0
Gravesend	108	38	57	13	0	0	0	0	0	0
Maidstone	139	103	0	36	0	0	0	0	0	0
Medway	172	102	14	56	0	0	0	0	0	0
Sevenoaks	121	37	1	72	0	1	10	0	0	0
Shepway	102	38	0	26	20	0	0	11	6	1
Swale	60	24	0	36	0	0	0	0	0	0
Thanet	59	50	0	9	0	0	0	0	0	0
Tonbridge and Malling	110	43	0	57	10	0	0	0	0	0
Tunbridge Wells	129	113	0	16	0	0	0	0	0	0



Affordable Housing Completions By Affordable Housing Provider

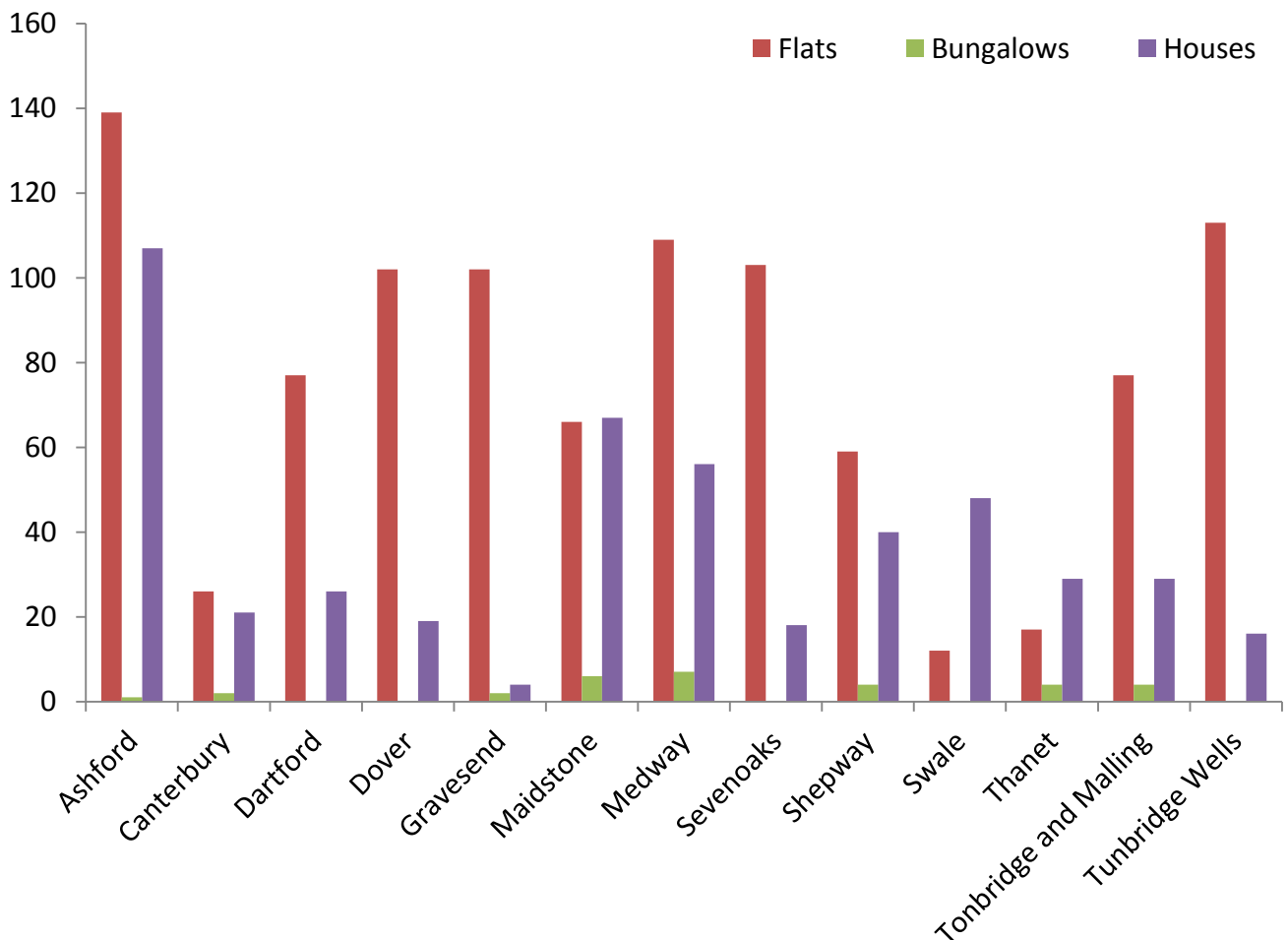
Area	Amicus	Hyde	Moat	Rockdale	Sanctuary	Southern	Golding	Heart Of Medway	
Ashford	0	19	11	0	0	0	9	0	
Canterbury	0	20	22	0	0	0	7	0	
Dartford	0	57	22	0	0	0	0	4	
Dover	0	0	0	0	16	53	0	0	
Gravesend	0	14	0	0	70	0	0	0	
Maidstone	0	36	0	0	0	0	49	54	
Medway	3	0	24	0	0	0	0	84	
Sevenoaks	0	0	19	10	0	0	0	0	
Shepway	0	0	18	0	8	8	0	0	
Swale	28	4	0	0	0	0	0	0	
Thanet	0	0	16	0	0	0	0	0	
Tonbridge and Malling	0	0	7	0	0	0	0	0	
Tunbridge Wells	0	0	0	0	0	0	0	0	
Area	Authority Built	Orbit	West Kent	Town & Country	ERHA	Circle Anglia	Housing 21	Persimmon	Lanspeed
Ashford	54	5	38	32	12	0	67	0	0
Canterbury	0	0	0	0	0	0	0	0	0
Dartford	0	0	0	0	0	0	0	20	0
Dover	14	91	0	0	0	0	0	0	0
Gravesend	14	0	0	10	0	0	0	0	0
Maidstone	0	0	0	0	0	0	0	0	0
Medway	14	38	9	0	0	0	0	0	0
Sevenoaks	1	64	27	0	0	0	0	0	0
Shepway	23	25	0	0	0	0	0	0	20
Swale	0	12	16	0	0	0	0	0	0
Thanet	17	17	9	0	0	0	0	0	0
Tonbridge and Malling	0	0	0	0	0	103	0	0	0
Tunbridge Wells	0	0	0	123	6	0	0	0	0





Affordable Housing Completions By Unit Type

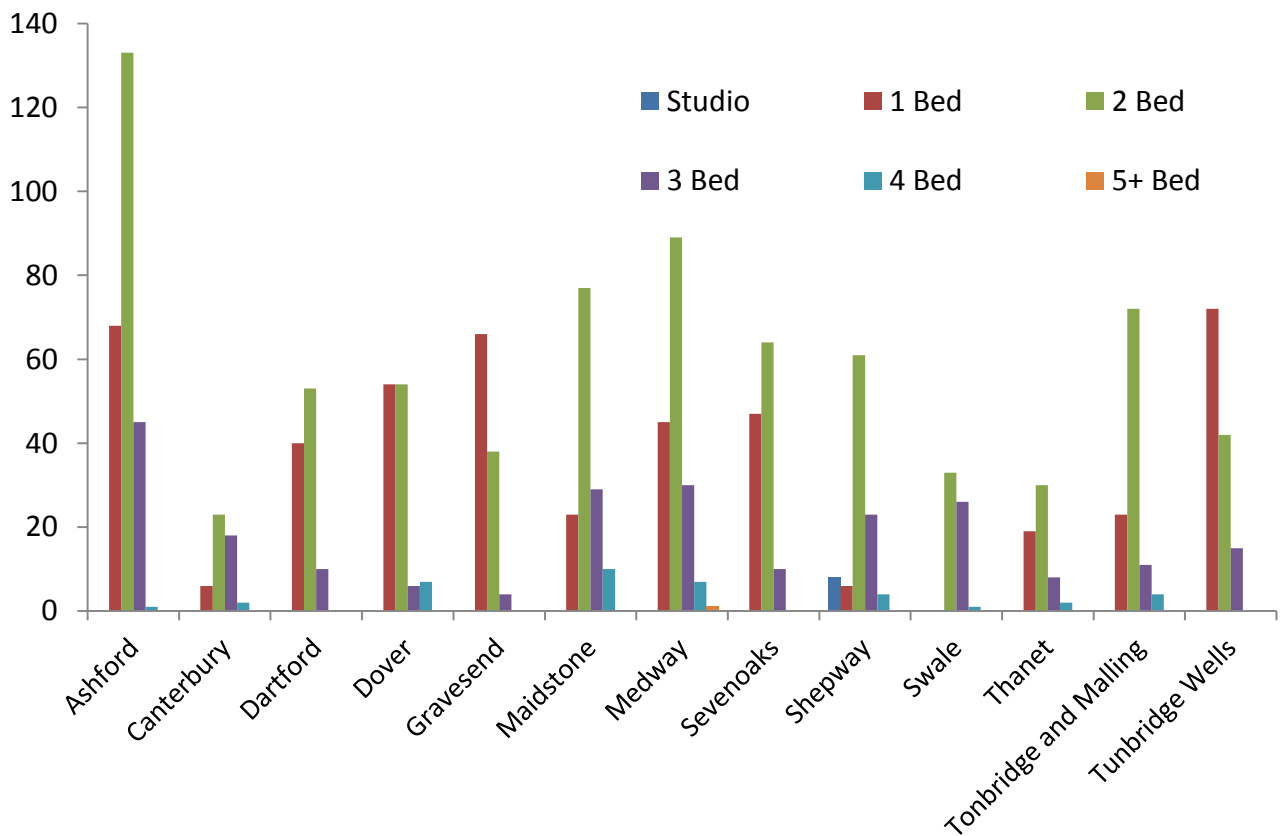
Area	Flats	Bungalows	Houses
Ashford	139	1	107
Canterbury	26	2	21
Dartford	77	0	26
Dover	102	0	19
Gravesend	102	2	4
Maidstone	66	6	67
Medway	109	7	56
Sevenoaks	103	0	18
Shepway	59	4	40
Swale	12	0	48
Thanet	17	4	29
Tonbridge and Malling	77	4	29
Tunbridge Wells	113	0	16





Affordable Housing Completions By Unit Size

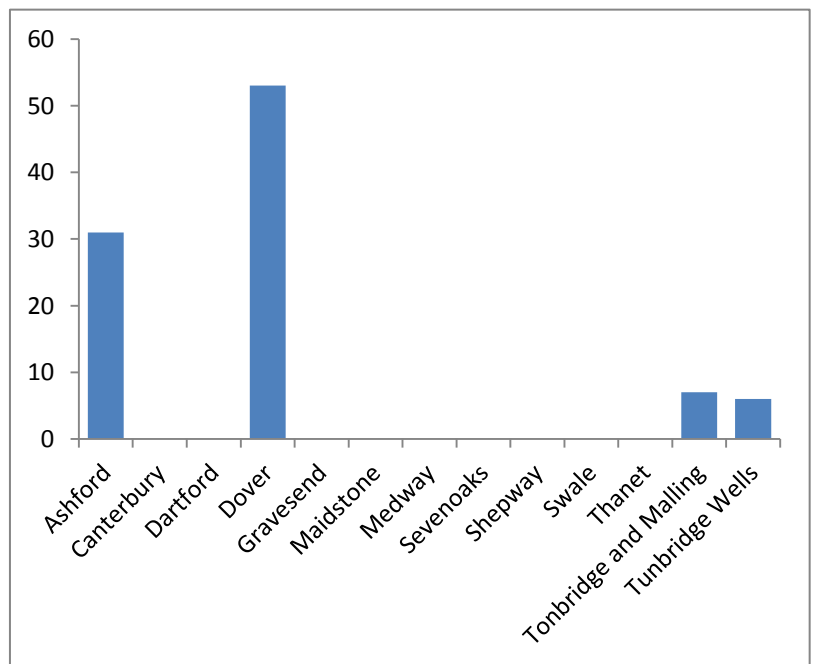
Area	Studio	1 Bed	2 Bed	3 Bed	4 Bed	5+ Bed
Ashford	0	68	133	45	1	0
Canterbury	0	6	23	18	2	0
Dartford	0	40	53	10	0	0
Dover	0	54	54	6	7	0
Gravesend	0	66	38	4	0	0
Maidstone	0	23	77	29	10	0
Medway	0	45	89	30	7	1
Sevenoaks	0	47	64	10	0	0
Shepway	8	6	61	23	4	0
Swale	0	0	33	26	1	0
Thanet	0	19	30	8	2	0
Tonbridge and Malling	0	23	72	11	4	0
Tunbridge Wells	0	72	42	15	0	0





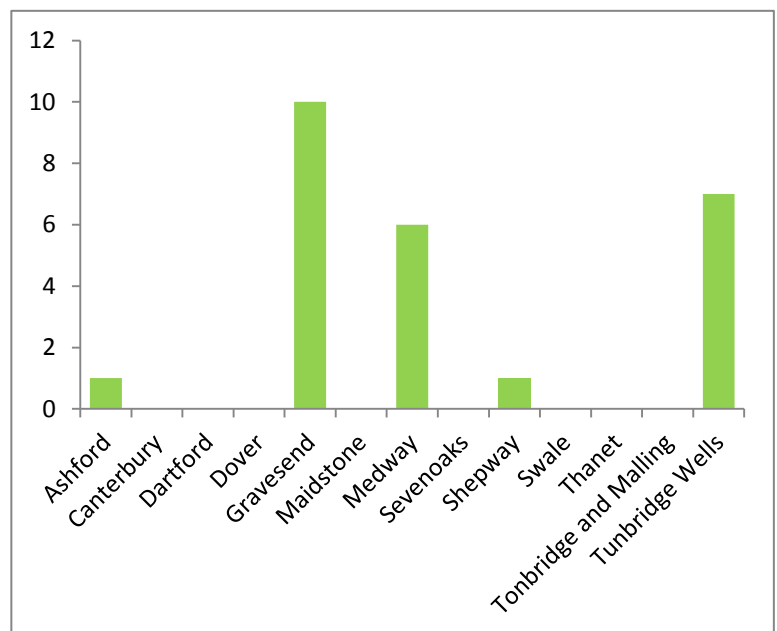
Rural Affordable Housing Completions By Area

Rural	
Ashford	31
Canterbury	0
Dartford	0
Dover	53
Gravesend	0
Maidstone	0
Medway	0
Sevenoaks	0
Shepway	0
Swale	0
Thanet	0
Tonbridge and Malling	7
Tunbridge Wells	6



Specialist Affordable Housing Completions By Area

Specialist	
Ashford	1
Canterbury	0
Dartford	0
Dover	0
Gravesend	10
Maidstone	0
Medway	6
Sevenoaks	0
Shepway	1
Swale	0
Thanet	0
Tonbridge and Malling	0
Tunbridge Wells	7



Report by
Arron Nicholls
 Housing Strategy and Partnerships Team
 Affordable Housing Development and Investment Officer
 Medway Council

☎ (01634) 333184

✉ arron.nicholls@medway.gov.uk